

Observational Drawing: Leaves

At the playground, children choose a leaf and develop an observational drawing by exploring the texture and details using a magnifying lens. In this way, the environment becomes their third teacher as we bring the Atelier out into the playground.



Here, Lila (4.6) uses the magnifying lens to explore in detail the parts of the leaf, the lines and dots that make its surface, one which she has drawn with much detail.



Observational Drawing: A Police Car


September, 2018

As Title (4.9) grabs a toy police-car to do an observational drawing, we celebrate this moment of agency. He created an environment for this police car and a story about how it was chasing the bad guys. During this process, Title carefully captured the details of the car into the white-board. He then moved on to creating a road with grass and lush trees. He finalized this story by making a garage for the car. We can see a structure on top of the car, which perhaps represents the siren.





Teacher- What is the green you are using?
Artie- Spiders get up in the trees.



Observational Drawing of a spider.
Mixed Media
Artie (4.8)
August 16, 2018



Look! My paper has all the colors.